


26 de enero del 2021

Bienvenidos

ELAC

Comité Asesor de

Aprendices de Inglés



AGENDA

- I. Mandato al orden y bienvenida (Sr. Garcia)**
- II. Lectura y aprobación del acta de la junta del 15 de diciembre del 2020. (Sr. Garcia)**
- III. Reportes del comité DELAC**
- IV. Asuntos Pendientes**
Ninguno
- V. Asuntos Nuevos**
 - a. Preparación para el ELPAC (Sra. Echegoyen)**
 - b. Taller de FAFSA (Sr. García/Sra. Zamora-Erickson)**
- VI. Próximas fechas de reuniones ELAC tentativas**
- VII. Próximas fechas de reuniones DELAC**
- VIII. Comentarios Públicos**
- IX. Clausura de la reunión**

II. Lectura y aprobación del acta de la junta de

a. 15 de diciembre <https://kec.rialto.k12.ca.us/site/default.aspx?PageID=2832>

III. Reportes de comité:

a. 15 de enero DELAC (Maria Sandoval)

V. Asuntos Nuevos

- a. Preparación para el ELPAC (Sra. Echegoyen)
- b. Taller de FAFSA (Sr. García/Srta. Zamora)

A spiral-bound notebook with a white cover and lined pages is set against a blue background with green speckles. The notebook is open to a page with a red title and a yellow sticky note. The title is written in a large, bold, red font. The sticky note is yellow and has the name 'Mrs. Echegoyen' written on it in black text. The notebook has a silver spiral binding on the left side. There are also some other sticky notes visible: a yellow one at the top and a light blue one partially overlapping it.

Preparandonos para ELPAC

Mrs.
Echegoyen

California Spanish Assessment (CSA) Practice Test



Start CSA High School Practice Test

This is opportunity 1 of 99



Start CSA High School Accommodated Practice Test

This is opportunity 1 of 99

California Spanish Assessment (CSA) Training Test



Start CSA High School Training Test

This is opportunity 1 of 99



Start CSA High School Accommodated Training Test

This is opportunity 1 of 99

English Language Proficiency Assessments (ELPAC) Practice Test



Start ELPAC Grades 9-10 Listening Practice Test

This is opportunity 1 of 99



Start ELPAC Grades 9-10 Reading Practice Test

This is opportunity 1 of 99



Start ELPAC Grades 9-10 Speaking Practice Test

This is opportunity 1 of 99



Start ELPAC Grades 9-10 Writing Practice Test

This is opportunity 1 of 99

English Language Proficiency Assessments (ELPAC) Training Test



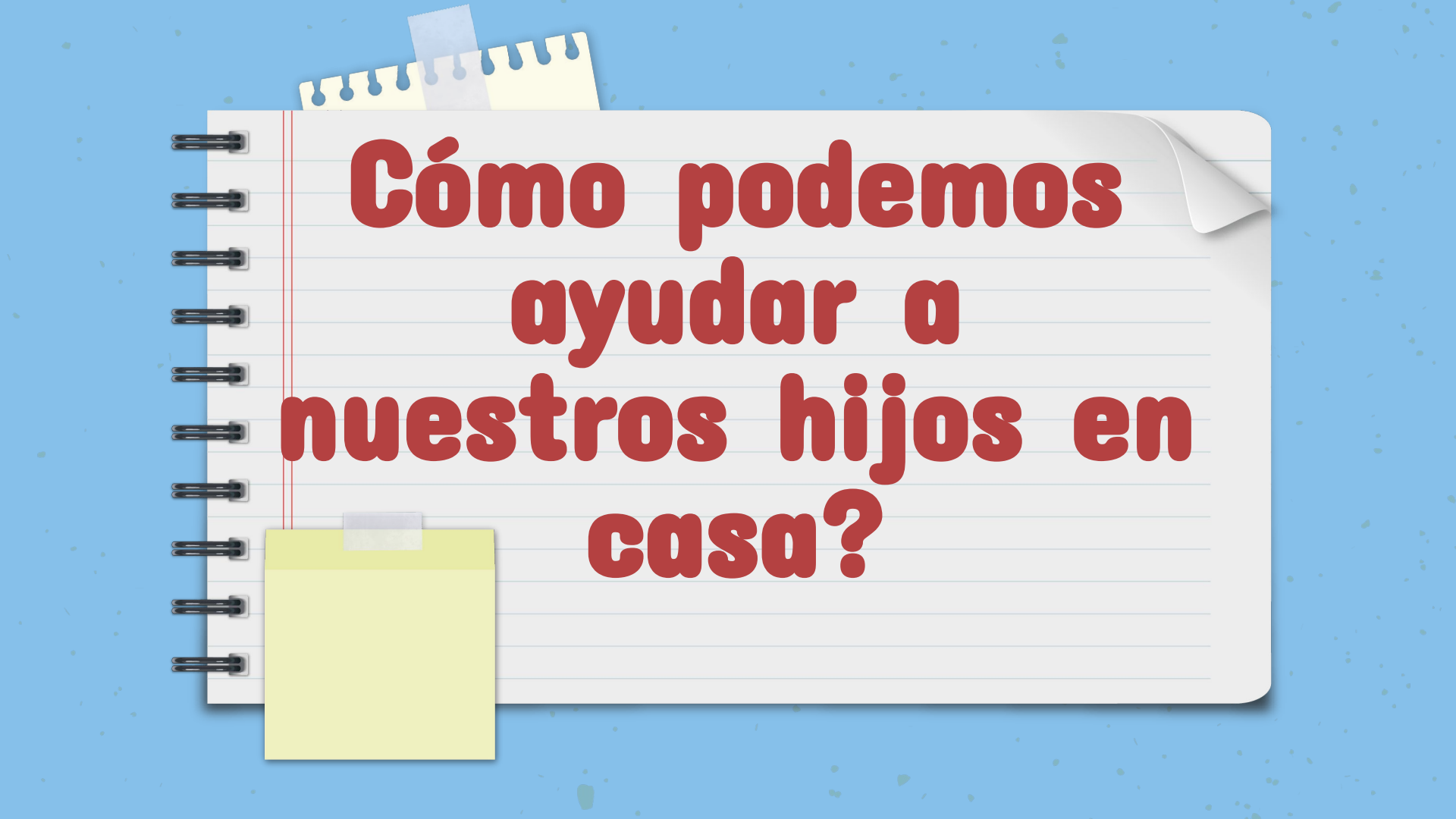
Start ELPAC Grades 9-10 Listening Training Test

This is opportunity 1 of 99



Start ELPAC Grades 9-10 Reading Training Test

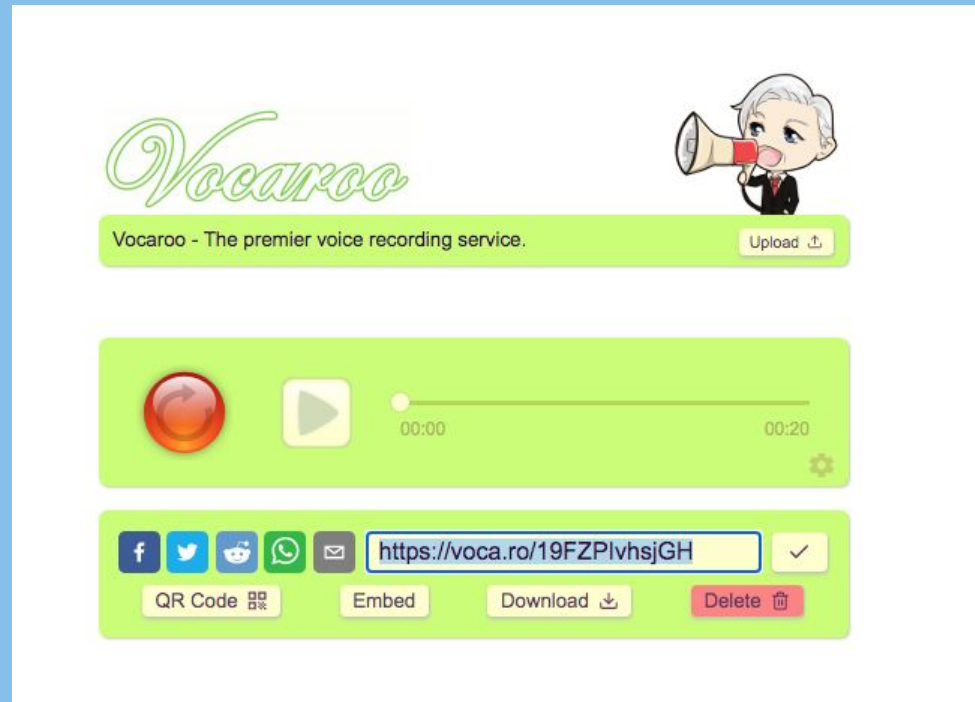
This is opportunity 1 of 99



**Cómo podemos
ayudar a
nuestros hijos en
casa?**

Read/ Leer

1. Students become better reader
2. Students learn more vocabulary
3. Students improve writing
4. Students improve overall language competence
5. Students become more motivated to read
6. Students develop learner autonomy.
7. Students become more empathic



Sample

DOWNLOAD EBOOKS

obooko

Free Fiction Books | Free Factual Books | Info & Search | Log in | Register | Blog

The Best Free Books Online!

GET MY BOOKS!



download free ebooks : no charges, no limits, no catch

Listen/ Escuchar

Podcasts

TED talks




Important Updates

- The California Department of Education (CDE) is postponing the Alternate ELPAC operational field test to the 2021–22 school year. Local educational agencies (LEAs) will continue to administer their locally determined alternate assessments, following state, county, and local health requirements, for the 2020–21 school year. Additional details regarding the use of locally determined alternate assessments for the students currently designated to take the Alternate ELPAC will be provided in January.
- [Fall Administration/Remote Testing Guidance](#) is now available. Guidance includes complete descriptions of the different options for administering the assessments, communications for stakeholders, directions for local educational agencies (LEAs), test examiners, parents/guardians, and students.



Help for LEA
ELPAC
Coordinators—
Hours: M–F, 7 a.m.
to 5 p.m. PT

Call  800-955-2954

Email  caltac@ets.org

Online  [Chat now](#)

Test Operations Management
System (TOMS)

Test Administrator Interface for
All Online Tests

Data Entry Interface and
Teacher Hand Scoring System

Completion Status

California Educator
Reporting System (CERS)

Practice & Training Tests

Technology Resources

Technology Readiness Checker
for Students

Tools for Teachers/Formative
Assessment Resources

Parent/Guardian Resources

This page contains resources for parents and guardians to support their child with online California Assessment of Student Performance and Progress (CAASPP) and English Language Proficiency Assessments for California (ELPAC) testing.

Starting Smarter

[CAASPP Starting Smarter website](#) 

[ELPAC Starting Smarter website](#) 

Empezar de Forma mas Inteligente

- The Starting Smarter websites help parents understand student scores and reports, view sample test questions, and provide additional free resources to support your child’s learning.

Practice and Training Tests

[Practice and Training Tests web page](#) 

- This web page provides students guest access to practice and training tests. Select “Sign In” as a Guest User and Guest Session to take a practice or training test with your child. Select your child’s grade and choose a practice or training test for the following tests:
 - Smarter Balanced English-language Arts or mathematics
 - California Alternate Assessments for English-language Arts or mathematics
 - California Science Test
 - California Spanish Test
 - English Language Proficiency Assessments for California (ELPAC)
 - Alternate ELPAC

Technology Readiness Checker for Students

[Technology Readiness Checker for Students](#) 

[How to Use the Technology Readiness Checker for Students \(PDF\)](#)

[Technology Readiness Checker for Student Support Guidelines \(PDF\)](#)

- The Technology Readiness Checker for Students (TRCS) is a game-like tool students navigate to create a storyboard. The navigation through the TRCS is similar to the navigation used in a computer-based assessment and can be used to identify your child’s technology readiness for online testing.

Additional Resources

- [California Department of Education ELPAC Information](#)

Empezar de forma más inteligente


Eres el experto en tu hijo. En el transcurso de un año escolar, recibes mucha información sobre el desempeño de tu hijo, lo cual se puede combinar para darte un panorama más completo de su progreso. Además de la libreta de calificaciones y las pruebas en clase, puedes **usar los Informes de calificaciones de ELPAC para comprender mejor el progreso de tu hijo** en el aprendizaje de inglés para iniciar una conversación con su maestro sobre cómo apoyar aún más el aprendizaje en casa.





Help for LEA
ELPAC
Coordinators—
Hours: M–F, 7 a.m.
to 5 p.m. PT

Call  800-955-2954

Email  caltac@ets.org

Online  Chat now

Test Operations Management
System (TOMS)

Test Administrator Interface for
All Online Tests

Data Entry Interface and
Teacher Hand Scoring System

Completion Status

California Educator
Reporting System (CERS)

Practice & Training Tests

Technology Resources

Technology Readiness Checker
for Students

Tools for Teachers/Formative
Assessment Resources

Parent/Guardian Resources

This page contains resources for parents and guardians to support their child with online California Assessment of Student Performance and Progress (CAASPP) and English Language Proficiency Assessments for California (ELPAC) testing.

Starting Smarter

[CAASPP Starting Smarter website](#) 

[ELPAC Starting Smarter website](#) 

- The Starting Smarter websites help parents understand student scores and reports, view sample test questions, and provide additional free resources to support your child’s learning.

Practice and Training Tests

[Practice and Training Tests web page](#) 

- This web page provides students guest access to practice and training tests. Select “Sign In” as a Guest User and Guest Session to take a practice or training test with your child. Select your child’s grade and choose a practice or training test for the following tests:
 - Smarter Balanced English-language Arts or mathematics
 - California Alternate Assessments for English-language Arts or mathematics
 - California Science Test
 - California Spanish Test
 - English Language Proficiency Assessments for California (ELPAC)
 - Alternate ELPAC



Practicas de los Exámenes

Technology Readiness Checker for Students

[Technology Readiness Checker for Students](#) 

[How to Use the Technology Readiness Checker for Students \(PDF\)](#)

[Technology Readiness Checker for Student Support Guidelines \(PDF\)](#)

- The Technology Readiness Checker for Students (TRCS) is a game-like tool students navigate to create a storyboard. The navigation through the TRCS is similar to the navigation used in a computer-based assessment and can be used to identify your child’s technology readiness for online testing.

Additional Resources

- [California Department of Education ELPAC Information](#)



Help for LEA
ELPAC
Coordinators—
Hours: M–F, 7 a.m.
to 5 p.m. PT

Call 800-955-2954

Email caltac@ets.org

Online [Chat now](#)

Online Practice and Training Tests

Administration of Practice and Training Tests is optimized in supported versions of Chrome, Firefox, and Safari web browsers. Use of the Microsoft Edge and Internet Explorer web browsers is not recommended.

To access the online Practice and Training Tests, please select one of these buttons.

Test Operations Management
System (TOMS)

Test Administrator Interface for
All Online Tests

Data Entry Interface and
Teacher Hand Scoring System

Completion Status

California Educator
Reporting System (CERS)

Practice & Training Tests

Technology Resources

Technology Readiness Checker
for Students

Tools for Teachers/Formative
Assessment Resources



[Test Administrator and Test
Examiner Practice and
Training Site](#)

If you are a test examiner,
select this button to access
and administer the online
Practice and Training Tests.



[Resources for Practice and
Training Tests](#)

Select this button to access
resources, including
Directions for Administration
(DFAs) and Scoring Guides.

Note, these resources are
available for Parents or
Guardians as well.



[Student Interface Practice
and Training Tests](#)

If you are a student, select
this button to access the
Practice and Training Tests
for the online tests.

Please Sign In

ON

Guest User

Toggle to sign in as yourself

ON

Guest Session

Toggle to join an active session

Run Diagnostics

Browser: Chrome v87

Welcome to the Practice and Training Test site. You can use this site to take practice and training tests. Some questions require you to select one answer; others require you to type a short answer, draw a picture, or complete another type of open-ended task.

You click here
Oprime aqui



Your Tests

Select the test you need to take.

Choose the grade level you want to practice

Grade:

Escoja el grado que quiere practicar

Please select a grade.

California Spanish Assessment (CSA) Practice Test



Start CSA High School Practice Test

This is opportunity 1 of 99



Start CSA High School Accommodated Practice Test

This is opportunity 1 of 99

California Spanish Assessment (CSA) Training Test



Start CSA High School Training Test

This is opportunity 1 of 99



Start CSA High School Accommodated Training Test

This is opportunity 1 of 99

English Language Proficiency Assessments (ELPAC) Practice Test



Start ELPAC Grades 9-10 Listening Practice Test

This is opportunity 1 of 99



Start ELPAC Grades 9-10 Reading Practice Test

This is opportunity 1 of 99



Start ELPAC Grades 9-10 Speaking Practice Test

This is opportunity 1 of 99



Start ELPAC Grades 9-10 Writing Practice Test

This is opportunity 1 of 99

English Language Proficiency Assessments (ELPAC) Training Test



Start ELPAC Grades 9-10 Listening Training Test

This is opportunity 1 of 99



Start ELPAC Grades 9-10 Reading Training Test

This is opportunity 1 of 99

Solicitudes de ayuda financiera

FAFSA

CADAA

¡Tabla de contenido!



1. Visión general:

¿Qué es la ayuda financiera?

2. Tema:

Tipos de ayuda financiera



3. Tema:

¿Qué solicitud debe completar mi estudiante?

4. Tema:

¿Cómo completamos la solicitud?

5. Tema:

Recursos



01

Visión general

¿Qué es la ayuda financiera?

Ayuda Financiera

La ayuda financiera es cualquier forma de financiación que le ayude a pagar la universidad.

En general, hay dos formas de calificar para la ayuda: por necesidad económica y por mérito.

- Ayuda basada en la necesidad: el gobierno federal calcula su necesidad financiera en función de la información que proporciona en FAFSA. El dinero de trabajo-estudio y la mayoría de las subvenciones se basan en las necesidades.
- Ayuda basada en el mérito: las universidades y organizaciones privadas otorgan becas a estudiantes con talento académico, atlético o artístico.



A graphic of a spiral-bound notebook with a white page and a red cover. The spiral binding is at the top. On the left side, there are two horizontal tabs: a yellow one on top and a pink one below it. The page contains the number '02' in a green circle, the word 'Tema' in red, and the text 'Tipos de ayuda financiera' in black.

02

Tema

Tipos de ayuda financiera

Tipos de ayuda financiera...



- **Beca**
 - Un premio o pago realizado para apoyar la educación de un estudiante, otorgado sobre la base de logros académicos o de otro tipo.
 - Dinero universitario determinado por capacidad académica.
- **Beca (grant)**
 - Una suma de dinero otorgada por una organización, especialmente un gobierno, para un propósito particular.
 - Dinero del gobierno estatal o federal determinado por el estado financiero y los logros académicos.
- **Estudio y trabajo**
 - Un programa universitario que permite al estudiante trabajar medio tiempo mientras asiste a la escuela.
 - Dinero estatal o federal máximo de 10 horas a la semana.

Tipos de ayuda financiera...

- **Préstamo**
 - Dinero prestado a tipo de interés.
 - Préstamos subvencionados y no subvencionados.

¿Cuál es la diferencia entre un préstamo subvencionado y no subvencionado?

Préstamos subvencionados

Se basan en la necesidad económica.

El gobierno paga intereses mientras está inscrito al menos medio tiempo

¡Acepta sólo lo que necesitas!

Préstamos no subvencionados

No se basan en necesidades económicas

El interés se acumula en el préstamo mientras está en la escuela

Estudiante responsable de pagar intereses

¡Acepta sólo lo que necesitas!





03

Tema

¿Qué solicitud debe
completar mi estudiante?

Cual aplicacion?

FAFSA

FAFSA: Solicitud gratuita de ayuda federal para estudiantes

Eres elegible para completar la FAFSA si eres:

- Ciudadano estadounidense
- Residente permanente
- No ciudadano elegible
- Titular de la visa T

CADAA

CADAA- Solicitud de California Dream Act

Eres elegible para completar la CADAA si eres:

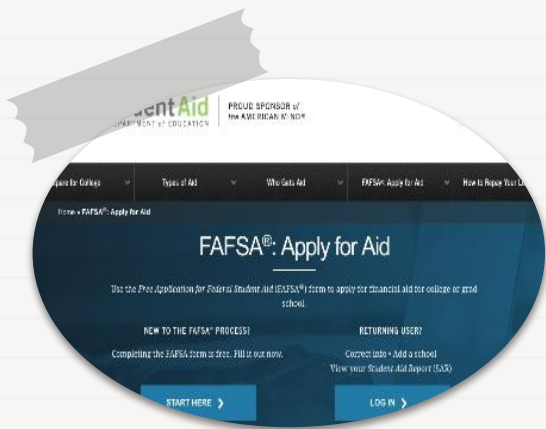
- Indocumentado
- Tener un DACA válida o vencida
- Tener estatus de protección temporal (TPS)
- Cumplir con los requisitos de exenciones para no residentes bajo AB 540



04

Tema

¿Cómo completamos la
solicitud?



FAFSA

- El estudiante y el padre deben crear una FSA ID en: <https://fsaid.ed.gov/npas/index.htm>
- Complete la solicitud FAFSA en: studentaid.gov/h/apply-for-aid/afsa



CADAA

- Complete la solicitud de CADAA en: dream.csac.ca.gov/

Para FAFSA...

- Antes de iniciar la FAFSA, el estudiante y los padres deben crear cada uno su propia Identificación de Ayuda Federal para Estudiantes, comúnmente conocida como FSA ID.
- Una FSA ID sirve como su nombre de usuario y contraseña para acceder a la FAFSA y su firma electrónica.
- También lo utilizará para acceder a su FAFSA y renovarlo cada año
- Sitio Web: <https://fsaid.ed.gov/npas/index.htm>

Crear un ID de FSA

Paso 1

Paso 2

Federal Student Aid
AN OFFICE OF THE U.S. DEPARTMENT OF EDUCATION

PROUD SPONSOR OF
THE AMERICAN MIND[®]

Create a New FSA ID

New to FSA? **Create an FSA ID** account below. An FSA ID gives you access to Federal Student Aid's online systems and can serve as your legal signature.

Only create an FSA ID using your own personal information and for your own exclusive use. You are not authorized to create an FSA ID on behalf of someone else, including a family member.

You are not allowed to have an employee or agent of a commercial entity, or other third party, create an FSA ID for you for any purposes including but not limited to payment reductions, debt consolidation or applying for aid. Misrepresentation of your identity to the federal government could result in criminal or civil penalties.

[Need help creating an FSA ID?](#)

Important: When you are done click the CANCEL button to clear your data, even if you did not finish creating your FSA ID. Just closing your browser window or going to another website may not be enough to prevent other people using this computer from seeing your information until the session expires.

Create an FSA ID | Manage My FSA ID

Please enter your:

E-mail

Confirm E-mail

Username

Password

Numbers Uppercase Letters Lowercase Letters Special Characters 8-30 Characters Show Text

Confirm Password

CONTINUE

Profile Information

First, review the information you have provided carefully. Mistakes can cause delays or problems with the disbursement or repayment of financial aid.

Then complete the additional questions below. Select **CONTINUE** to proceed.

Identity **Profile** Review & Confirm Done

Social Security Number * - - 9971 * Required

First Name, Middle Initial, Last Name *

Date of Birth *

Username *

Password *

Create New Show Text

Confirm Password *

E-mail

Confirm E-mail

Mailing Address

City, State, Zip Code

Phone

Alternate Phone

Language Preference English Spanish

CANCEL **CONTINUE**

Crear un ID de FSA

Paso 3

Paso 4

Challenge Questions And Answers

Challenge questions and answers are used to retrieve your username or password if you forget them and to unlock your account. Provide the challenge questions and answers below and select CONTINUE.

Identity Profile Review & Confirm Done

Challenge Question 1 *
Who was your first pet?
Answer 1 *
black cat

Challenge Question 2 *
What city were you born in?
Answer 2 *
Las Vegas

Challenge Question 3 *
What is your favorite color?
Answer 3 *
blue

Challenge Question 4 *
What is your favorite food?
Answer 4 *
pizza

Challenge Question 5 (Used to access your information over the phone) *
Type a significant date in your life (MM/DD/YYYY)
Answer 5 *
02/02/1991

Show Text

Show Text

Show Text

Show Text

Show Text

Show Text

Show Text

You can select "Show Text" to see what you're typing

Verify Your E-mail

An e-mail containing a secure code was sent to your e-mail address on file. Important: If you're accessing your e-mail via the Web, **make sure to open a separate browser tab or window.** If you did not receive an e-mail, you can [request a new secure code](#).

Enter the Secure Code

Enter the secure code below and select CONTINUE when logging in.

Note: It may take a few minutes for the e-mail providers require that you add an e-mail address messages can be delivered to your inbox, ente

CANCEL

English | Español Help

Federal Student Aid PROUD SPONSOR OF THE AMERICAN MINDSM
AN OFFICE OF THE U.S. DEPARTMENT OF EDUCATION

Verify Your Mobile Phone Number

You must verify your mobile phone number before you can use it for account recovery.

Important: If you do not verify your mobile phone number you will not be registered to receive text messages from us and you will not be able to use your mobile phone to reset your password, retrieve your username, or unlock your account.

Identity Profile Confirm & Verify Done

Enter the Secure Code

A text message containing a secure code was sent to your mobile phone. Enter it below and select SUBMIT. The secure code will expire after 30 minutes and you will be required to [request a new secure code](#).

Note: It may take a few minutes for the text message to arrive.

La Solicitud



- Demografía de los estudiantes
- Sección de la escuela
- Preguntas de dependencia
- Demografía de los padres
- Información financiera
- Firme y envíe
- Confirmacion

Veamos las diferentes secciones...

1. Demografía de los estudiantes
 - Nombre legal del estudiante
 - Domicilio
 - Fecha de nacimiento
 - Numero de seguro social
 - Estado de finalización de la escuela
 - ¿En qué certificado universitario estarás trabajando?
 - Estudio de trabajo (si)
 - Si es hombre, le preguntará si desea registrarse en los servicios selectivos (todos los hombres están obligados por ley a registrarse cuando cumplan 18

años).

Dado que es una ley federal, no podrá recibir ayuda financiera federal si no se registra. Si aún no tiene 18 años, la Ayuda Federal para Estudiantes esperará hasta que cumpla 18 años o poco después para enviar su registro al Servicio Selectivo.

The image displays two screenshots of the FAFSA application interface. The top screenshot is titled "Personal Information for Student" and shows a navigation bar with tabs for "Student Demographics", "School Selection", "Dependency Status", "Parent Demographics", "Financial Information", "Sign & Submit", and "Confirmation". The "STUDENT INFORMATION" section is highlighted, containing a tip: "Because the FAFSA belongs to the student, 'you' and 'your' always (unless otherwise noted) refer to the student." Below this, there are input fields for "Your last name" (Giraffe) and "Your first name" (Geoffrey). The bottom screenshot is titled "Student Education" and shows a similar navigation bar. The "STUDENT INFORMATION" section is highlighted, containing several questions with dropdown menus and radio buttons: "What will your high school completion status be when you begin college in the 2020-2021 school year?" (High school diploma), "What college degree or certificate will you be working on when you begin the 2020-2021 school year?" (1st bachelor's degree), "Will you have your first bachelor's degree before you begin the 2020-2021 school year?" (No), "What will your college grade level be when you begin the 2020-2021 school year?" (Never attended college/1st yr.), and "Are you interested in being considered for work-study?" (Don't know). At the bottom of the form are "PREVIOUS" and "NEXT" buttons, and a footer with "Site Last Updated: Sunday, September 29, 2019" and "©2010 fafsa.gov. All rights reserved."

Images are from the FAFSA

Sección de su escuela

El estudiante ingresará su información de HS, hasta 10 universidades a las que planean postularse y dónde planean vivir mientras asisten a la universidad.

Search for High School

Student Demographics School Selection Dependency Status Parent Demographics Financial Information

STUDENT INFORMATION

Application was successfully saved.

i Because the FAFSA belongs to the student, "you" and "your" always the student.

i Enter the name, city, and state of your high school, then click Search.

What is the name of your high school?

In what city is your high school located?
Andarko

In what state is your high school located?
Oklahoma

SEARCH

Site Last Updated: Sunday, June 30, 2019

College Search Results

Student Demographics School Selection Dependency Status Parent Demographics Financial Information Sign & Submit

STUDENT INFORMATION

i You can add up to 10 colleges to your FAFSA.
All of the information you include on your FAFSA, with the exception of the list of colleges sent to each of the colleges you list. In addition, all of your FAFSA information, including colleges, will be sent to your state grant agency.

i To select schools from the Search Results, click the checkbox to the left of each school you add to your FAFSA, then click Next or Add More Schools to continue.

Search Results: 1 to 100 of 100. You have 3 schools selected.

Sort By: Best Match

<input checked="" type="checkbox"/>	School Name: Oklahoma City University City: Oklahoma City State: OK Federal School Code: 003166
<input checked="" type="checkbox"/>	School Name: Oklahoma Panhandle State University City: Goodwell State: OK Federal School Code: 003174
<input type="checkbox"/>	School Name: Oklahoma State Univ, Okla City City: Oklahoma City State: OK Federal School Code: 009647
<input checked="" type="checkbox"/>	School Name: Oklahoma State University City: Stillwater State: OK Federal School Code: 003170
<input type="checkbox"/>	School Name: Oklahoma State University-Okmulgee

VIEW COLLEGE INFO ADD MORE SCHOOLS

Selected Colleges and Housing Plans

Student Demographics School Selection Dependency Status Parent Demographics Financial Information Sign & Submit Confirmation

STUDENT INFORMATION

i You may change the positioning of any school in this list. To do so, click the icon to the left of the school name and then use the buttons displayed to change the position of the selected school. The UP and DOWN buttons will move the school one position up, or one position down. The REMOVE button will delete the school from your list.
For federal student aid purposes, it does not matter in what order you list your selected schools. However, the order in which you list schools may affect your eligibility for state aid. Find more information on your state's preferences for listing schools [here](#).

For each school listed, select the appropriate housing plan from the dropdown list.

<input checked="" type="checkbox"/>	School Name: Oklahoma City University Federal School Code: 003166 Housing Plans: With Parent
<input checked="" type="checkbox"/>	School Name: Oklahoma Panhandle State University Federal School Code: 003174 Housing Plans: On Campus
<input checked="" type="checkbox"/>	School Name: Oklahoma State University Federal School Code: 003170 Housing Plans: On Campus
<input checked="" type="checkbox"/>	School Name: Rogers State University Federal School Code: 003168 Housing Plans: Off Campus

VIEW COLLEGE INFO

Estado de dependencia

La FAFSA determinará su estado de dependencia haciendo hasta 13 preguntas.

Los estudiantes dependientes deben proporcionar información de los padres, junto con la suya propia.

Los estudiantes independientes no incluirán información de los padres, pero incluirán a su cónyuge, si está casado.

The screenshot shows a web form titled "Student Additional Dependency Questions". At the top, there is a progress bar with seven steps: Student Demographics (checked), School Selection (checked), Dependency Status (current step, marked with a pencil icon), Parent Demographics, Financial Information, Sign & Submit, and Confirmation. Below the progress bar, a blue banner reads "STUDENT INFORMATION". The main content area contains a question: "Answer the following questions to determine if you are required to provide information about your parents on your FAFSA. Check all that apply or check **None of the above**." followed by five checkboxes with their respective questions. The "None of the above" option is selected. At the bottom right, there are "PREVIOUS" and "NEXT" buttons. The footer includes "Site Last Updated: Sunday, June 30, 2019" and a "Download Adobe Reader" link.

Student Additional Dependency Questions

Student Demographics School Selection Dependency Status Parent Demographics Financial Information Sign & Submit Confirmation

STUDENT INFORMATION

Answer the following questions to determine if you are required to provide information about your parents on your FAFSA. Check all that apply or check **None of the above**.

- Are you currently serving on active duty in the U.S. Armed Forces for purposes other than training?
- Are you a veteran of the U.S. Armed Forces?
- At any time since you turned age 13, were both your parents deceased, were you in foster care, or were you a dependent or ward of the court?
- As determined by a court in your state of legal residence, are you or were you an emancipated minor?
- Does someone other than your parent or stepparent have legal guardianship of you, as determined by a court in your state of legal residence?
- None of the above

PREVIOUS NEXT

Site Last Updated: Sunday, June 30, 2019 [Download Adobe Reader](#)

Demografía de los padres

- Estado Civil
- Nombre legal de los padres
- Numero de seguro social
 - Si no tiene seguro use 000-000-0000
- Fecha de nacimiento de los padres
- Dirección de correo electrónico de los padres
- ¿Ha vivido en CA durante los últimos 5 años? Si o no
- Tamaño del hogar y cuántos estudiantes habrá en la universidad

Household Size	
Your parents	<input type="text" value="2"/>
Yourself, even if you do not live with your parents	<input type="text" value="1"/>
Your parent's other children (even if they do not live with your parents) if: a. Your parents will provide more than half of their support from July 1, 2021 through June 30, 2022 or b. These children can answer "No" to every Dependency Status question on the FAFSA	<input type="text" value="0"/>
Other people if: a. they now live with your parents, b. your parents provide more than half of their support, and c. your parents will continue to provide more than half of their support from July 1, 2021 through June 30, 2022	<input type="text" value="0"/>
Your parents' number of family members in 2021-2022 (household size)	<input type="text" value="3"/>
Number in College	
How many people in your parents' household (as reported above) will be college students between July 1, 2021 and June 30, 2022? Do not include your parents.	<input type="text" value="0"/>

Información Financiera

- Seleccione si sus padres ya completaron, presentarán o no presentarán sus impuestos de 2019.
- Luego ingrese el tipo de declaración de impuestos que se presentó y el estado civil para efectos de la declaración.
- Si el padre tiene una FSA ID, seleccione Link to IRS e ingrese la información de FSA ID.
- Si usa la herramienta de recuperación del IRS, debe ingresar la información exactamente como aparece en sus impuestos
- Si no puede utilizar la herramienta de recuperación, deberá ingresar manualmente la información
- El estudiante también deberá completar su información financiera. La mayoría de los estudiantes seleccionarán No ir a archivo y seguirán adelante con la solicitud.

PARENT INFORMATION

Application was successfully saved.

Attention! You must provide financial information from your parents' 2019 tax return on the following pages.

For 2019, have your parents completed their IRS income tax return or another tax return? ?
Already completed

What type of income tax return did your parents file for 2019? ?
IRS 1040

For 2019, what is your parents' tax filing status according to their tax return? ?
Married-Filed Joint Return

IRS Data Retrieval Tool

Applying is faster and easier if your parents transfer their tax return information into this FAFSA with the IRS Data Retrieval Tool (IRS DRT):

[LINK TO IRS](#)

IRS Return to FAFSA | Help | Logout | Español

Get My Federal Income Tax Information

See our [Privacy Notice](#) regarding our request for your personal information.

Enter the following information from your 2019 Federal Income Tax Return. ?
All fields are required unless marked otherwise.

First Name

Last Name

Social Security Number
No input required

Date of Birth

Filing Status ?

Street Address ?
Must match your 2019 Federal Income Tax Return

P.O. Box ?
Required if entered on your tax return

Apartment Number
Required if entered on your tax return

Country

Street Address ?
Must match your 2019 Federal Income Tax Return

P.O. Box ?
Required if entered on your tax return

Apartment Number
Required if entered on your tax return

Country

City, Town or Post Office

State (U.S. Territory)

ZIP Code

By submitting this information, you certify that you are the person identified. Use of this system to access another person's information may result in civil and criminal penalties.

Select the button below to exit the IRS system and return to your FAFSA.

Firme y envíe

- El estudiante ingresará su FSA ID para firmar electrónicamente la FAFSA
- Después, el padre ingresará su FSA ID para firmar electrónicamente la FAFSA. Si el padre no pudo crear una FSA ID, deberá imprimir la página de la firma y firmar físicamente el documento y enviarlo por correo a la dirección del documento.
- Después de firmar, debe seleccionar "Enviar mi FAFSA ahora".

The screenshot displays the 'Signature Status' page. At the top, a progress bar shows seven steps: Student Demographics, School Selection, Dependency Status, Parent Demographics, Parent Financials, Student Financials, and Sign & Submit. The first six steps are marked with green checkmarks, while 'Sign & Submit' is marked with a blue checkmark. Below the progress bar, a message states: 'You have provided all necessary signatures. Click **Submit My FAFSA Now** to submit your FAFSA.' Two boxes show the signing status for the student and parent. The student's box lists: 'Student Signed With FSA ID', 'Social Security Number: XXX-XX-1111', 'Last Name: last', 'Date of Birth: 06/06/2000', and 'Signature Status: Signed Electronically'. The parent's box lists: 'Parent Signed With FSA ID', 'Social Security Number: XXX-XX-2222', 'Last Name: last', 'Date of Birth: 06/06/1960', and 'Signature Status: Signed Electronically'. At the bottom, there are 'PREVIOUS' and 'SUBMIT MY FAFSA NOW' buttons. The footer includes 'Site Last Updated: Sunday, September 27, 2020', 'Download Adobe Reader', and '©2010 fafsa.gov. All rights reserved.'

Confirmación

Recibirá una página de confirmación, con un número de confirmación, después de que haya enviado correctamente el formulario de Solicitud gratuita de ayuda federal para estudiantes (FAFSA®) o la corrección. Su número de confirmación es prueba de que su formulario FAFSA o la corrección se envió correctamente. Imprima una copia de su página de confirmación para sus registros. Si proporcionó una dirección de correo electrónico en su formulario FAFSA o la corrección, la página de confirmación se le enviará automáticamente por correo electrónico.

Después, los estudiantes recibirán una carta de concesión de ayuda financiera en el momento en que reciban sus aceptaciones. Una carta de concesión de ayuda económica es la notificación que reciben los estudiantes informándoles cuánta ayuda económica está dispuesta a ofrecer una escuela. Si un estudiante recibe una beca Cal Grant, debe crear un perfil en el sitio web de CSAC, <https://mygrantinfo.csac.ca.gov/>, y aceptar su premio.

[PRINT THIS PAGE](#)

Confirmation Number: F 13200001807 08/29/2017 08:13:15
Data Release Number (DRN): 2794

Congratulations, PURPLE! Your FAFSA was successfully submitted to Federal Student Aid.

- Does your brother or sister need to complete a FAFSA? If so, you can [transfer your parents' information into a new FAFSA](#) for your brother or sister to save time. Your parents will have to provide a signature again, but that's all.
- [Start your state application](#) to apply for New York state-based financial aid.

What Happens Next

- In 7-10 business days, we will mail you a Student Aid Report (SAR) notifying you that your FAFSA was processed.
- Your FAFSA information will be made available to your school(s), and they will use it to determine the aid you may be eligible to receive.
- Your school(s) will contact you if they need more information or when they are ready to discuss your financial aid award.
- If you have questions about your financial aid package, contact your school(s).

School(s) on your FAFSA:

School Name	Graduation Rate	Retention Rate	Transfer Rate	Additional Information from College Navigator
ALABAMA AGRICULTURE & MECHANICAL UNIVERSITY	31%	58%	40%	NA

Eligibility Information

Estimated Expected Family Contribution (EFC) = 000000
The EFC is a measure of how much you can contribute to the cost of your education. Schools use your EFC to determine your federal student aid eligibility.

The EFC is not how much aid you will receive or how much you have to pay for college.

Based on the [eligibility criteria](#), you may be eligible for the following:

Pell Grant Estimate - \$5,920.00

Direct Stafford Loan Estimate - \$5,500.00

You may also be eligible to receive other federal, state, or institutional grants, scholarships, and/or work-study.

In addition, you should learn about [federal tax benefits for education](#), including the American Opportunity Tax Credit (AOTC).

A graphic of a spiral-bound notebook with a white page and a red cover, set against a green background. The spiral binding is at the top. On the left side, there are two overlapping sticky notes, one yellow and one pink. In the center of the page, the number '05' is displayed in a large, bold, black font, enclosed within a light green circular arrow graphic. Below this, the word 'Tema' is written in a bold, dark red font, and the word 'Recursos' is written in a smaller, black font.

05

Tema

Recursos

Recursos

- **FAFSA**

Dónde crear su FSA ID:

<https://fsaid.ed.gov/npas/index.htm>

Dónde presentar la solicitud: FAFSA:

<https://studentaid.gov/h/apply-for-aid/fafsa>

Video de descripción general de FAFSA y video de descripción general de la aplicación:

<https://sites.google.com/rialtousd.org/chs-college-and-career-center/college-week>

Página web de CHS CCC FAFSA:

<https://sites.google.com/rialtousd.org/chs-college-and-career-center/fafsa-information>

- **CADAA**

Dónde solicitar (CADAA): <https://dream.csac.ca.gov/>

Video de descripción general de CADAA y video de descripción general de la aplicación:

<https://sites.google.com/rialtousd.org/chs-college-and-career-center/cadaa-information>

Página web de CHS CCC CADAA:

<https://sites.google.com/rialtousd.org/chs-college-and-career-center/cadaa-information>

Talleres de ayuda financiera

- 9 de febrero a 19: 30h

· Registro:

https://docs.google.com/forms/d/e/1FAIpQLSc-38fATZCfWfYm3HdqJLplb_WnHpXmFg8jUC890VjwNzA4bA/viewform

- 16 de Febrero y 23 de Febrero (Español) a 19: 30h

· Registro:

https://csusb.az1.qualtrics.com/jfe/form/SV_2iejxIjvh7tJh1H